

**One Click Group Limited**  
**Appendix 4D**  
**Half-year report**

**1. Company details**

Name of entity: One Click Group Limited ('Company')  
ABN: 52 616 062 072  
Reporting period: For the half-year ended 30 June 2023  
Previous period: For the half-year ended 30 June 2022

---

**2. Results for announcement to the market**

			\$
Revenues from ordinary activities	up	540.2% to	812,521
Loss from ordinary activities after tax attributable to the owners of One Click Group Limited	up	89.03% to	1,517,935
Loss for the half-year attributable to the owners of One Click Group Limited	up	89.03% to	1,517,935

*Dividends*

There were no dividends paid, recommended or declared during the current financial period.

*Comments*

The loss for the Company after providing for income tax amounted to \$1,517,935 (30 June 2022: \$802,994).

Please refer to the Directors' report in the attached financial statements for further commentary.

---

**3. Net tangible assets**

	Reporting period	Previous period
Net tangible assets per ordinary security (cents)	<u>0.16</u>	<u>(0.62)</u>

---

**4. Dividends**

*Current period*

There were no dividends paid, recommended or declared during the current financial period.

*Previous period*

There were no dividends paid, recommended or declared during the previous financial period.

---

**One Click Group Limited**  
**Appendix 4D**  
**Half-year report**

**5. Audit qualification or review**

The financial statements were subject to a review by the auditors and the auditor's review report is attached as part of the Interim Financial Report.


---

**6. Attachments**

The Interim Financial Report of One Click Group Limited for the half-year ended 30 June 2023 is attached.

---

**Signed**

Signed  \_\_\_\_\_  
Winton Willesee  
Non-Executive Director

Date: 18 August 2023

**ONE CLICK GROUP LIMITED**

**ACN 616 062 072**

**CONSOLIDATED INTERIM FINANCIAL REPORT  
FOR THE HALF-YEAR ENDED  
30 JUNE 2023**

## CONTENTS

	<b>PAGE</b>
CORPORATE DIRECTORY	3
DIRECTORS' REPORT	4
AUDITOR'S INDEPENDENCE DECLARATION	10
CONSOLIDATED STATEMENT OF PROFIT OR LOSS AND OTHER COMPREHENSIVE INCOME	11
CONSOLIDATED STATEMENT OF FINANCIAL POSITION	12
CONSOLIDATED STATEMENT OF CHANGES IN EQUITY	13
CONSOLIDATED STATEMENT OF CASH FLOWS	15
NOTES TO THE CONSOLIDATED FINANCIAL STATEMENTS	16
DIRECTORS' DECLARATION	22
INDEPENDENT AUDITOR'S REVIEW REPORT	23

## CORPORATE DIRECTORY

<b>DIRECTORS</b>	Russell Baskerville (Non-Executive Chairman) Mark Waller (Managing Director) Winton Willesee (Non-Executive Director) Nathan Kerr (Executive Director)
<b>JOINT COMPANY SECRETARIES</b>	Emily Spano Erlyn Dawson
<b>REGISTERED OFFICE</b>	Suite 5 CPC, 145 Stirling Highway NEDLANDS WA 6009 Telephone: (08) 9389 3160 Website: <a href="https://oneclickgroup.com.au/">https://oneclickgroup.com.au/</a> Email: <a href="mailto:hello@oneclicklife.com.au">hello@oneclicklife.com.au</a>
<b>PRINCIPAL PLACE OF BUSINESS</b>	57 Forrest Street Subiaco WA 6008
<b>AUDITORS</b>	RSM Australia Partners Level 32 Exchange Tower 2 The Esplanade PERTH WA 6000
<b>SOLICITORS</b>	Steinepreis Paganin Level 4, 16 Milligan Steet Perth WA 6000
<b>SHARE REGISTRY</b>	Computershare Investor Services Pty Limited Level 11, 172 St Georges Terrace PERTH WA 6000 Telephone: 1300 850 505
<b>HOME EXCHANGE</b>	Australian Securities Exchange Ltd Level 40, Central Park 152-158 St Georges Terrace PERTH WA 6000 ASX Code: 1CG and ICGOA

## DIRECTORS' REPORT

The Directors present their report together with the financial report of One Click Group Limited and its controlled entities (**Group**) for the half year ended 30 June 2023 and the Auditor's Report thereon.

### BOARD OF DIRECTORS

The names and details of the Directors in office during the financial period and until the date of this report are set out below. Each of these Directors were in office for the entire financial period.

- Russell Baskerville Non-Executive Chairman
- Mark Waller Managing Director
- Winton Willesee Non-Executive Director
- Nathan Kerr Executive Director

### PRINCIPAL ACTIVITIES

The principal activities of the Group during the financial year were providing online taxation preparation (and other life administration) software and services in Australia.

### DIVIDENDS PAID OR RECOMMENDED

There were no dividends paid during the financial period, and the Directors of the Group do not recommend the payment of a dividend in respect of the half year ended 30 June 2023 (2022: Nil).

### OPERATING RESULTS

The consolidated Group's net loss after providing for income tax for the half year ended 30 June 2023 amounted to \$1,517,935 (30 Jun 2022: \$802,994).

### REVIEW OF OPERATIONS

The Company operates two fintech platforms, One Click Life and One Click Verify. The Company owns the intellectual property for both platforms, generates revenue from both platforms and is further commercialising both platforms.

**One Click Life** is a fast-growing Australian based financial technology platform positioned to disrupt and capitalise on the increasing market demand for online self-directed financial and life admin services.

The platform's primary competency and revenue stream at present is online tax. The One Click Life platform also contains a lending competency and a number of other products for users, with online wills and private health insurance already available, and more new products under development and consideration. The One Click Life platform aims to be the one stop shop for everyday Australians who want to manage their financial life admin across, tax, wills, insurance, mortgages, investing and more.

**One Click Verify** is a digital identity verification platform allowing businesses to digitally identify their customers as part of an onboarding or transaction process.

The platform forms a financial services business' anti money laundering (AML) program and eliminates the need for risky and extensive documentation retention within a customers information technology network.

## **Financial Results**

For the period 1 January 2023 to 30 June 2023, One Click Group's revenue was \$743,417 (2022: \$126,919). The Company used \$1.4 million of cash in operating activities in the first half of the 2023 financial year, up from \$0.4 million in the first half of the 2022 financial year. Unrestricted cash on hand as at 30 June 2023 was \$1.1 million. As a Company in its growth phase, the Company's operations are currently loss-making as it deploys capital to marketing and development and seeks to grow its user base and expand its product offering.

## **Restricted Securities Released From Escrow**

During the reporting period 43,528,421 Shares issued in connection with the acquisition by the Company of Mobile Business Devices Pty Ltd were released from voluntary escrow.

## **Operational Review**

The Company is focused on continuing to grow user numbers and products available on the One Click Life platform, as well as the ongoing commercialisation and expansion of capability of the One Click Verify Platform.

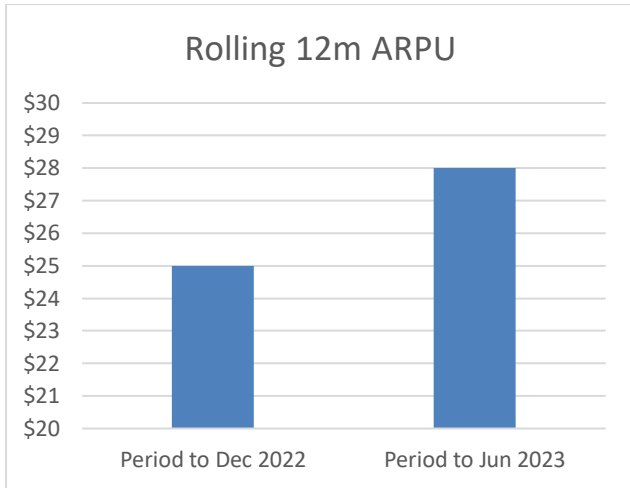
### **One Click Life**

The Company focused on growing both the user numbers and capability of the One Click Life platform during the half year ended 30 June 2023. During this period the platform expanded user numbers from 65,000 at 31 December 2022 to 78,000, and has continued to increase its user numbers with over 100,000 users as at the time of release of this report.

The One Click Life platform contained multiple revenue generating products during the half year ended 30 June 2023, being:

- Tax - allowing customers to lodge a simple and fast tax return via their mobile phone/device directly with the Australian Taxation office.
- Next Day Refunds (New) – allowing customers access to a portion of their tax refunds the next business day after lodging their tax return.
- Wills - an online will completion and storage product.
- Private Health Insurance – enabling users to submit a form to obtain a quote for private health insurance from AIA.
- Loan Pack - a precursor to the platform's lending product, this allows for compilation of all tax related documents required to obtain finance including tax returns, notice of assessment and ATO liabilities.
- Mortgages (New) – A simple digital mortgage application allowing One Click Life to act as a mortgage broker for a One Click Life customer.

The increase in user numbers and products available on the platform has helped to increase the average revenue per user (**ARPU**) from \$25 at 31 December 2022, to \$28 at 30 June 2023.



Growth in average revenue per user on the One Click Life platform is an important indicator of the platform’s growing revenue stream.

The One Click Life ecosystem currently encompasses three core revenue generating capabilities. Tax is the most mature of the capabilities and presently generates the majority of the platform’s revenue.

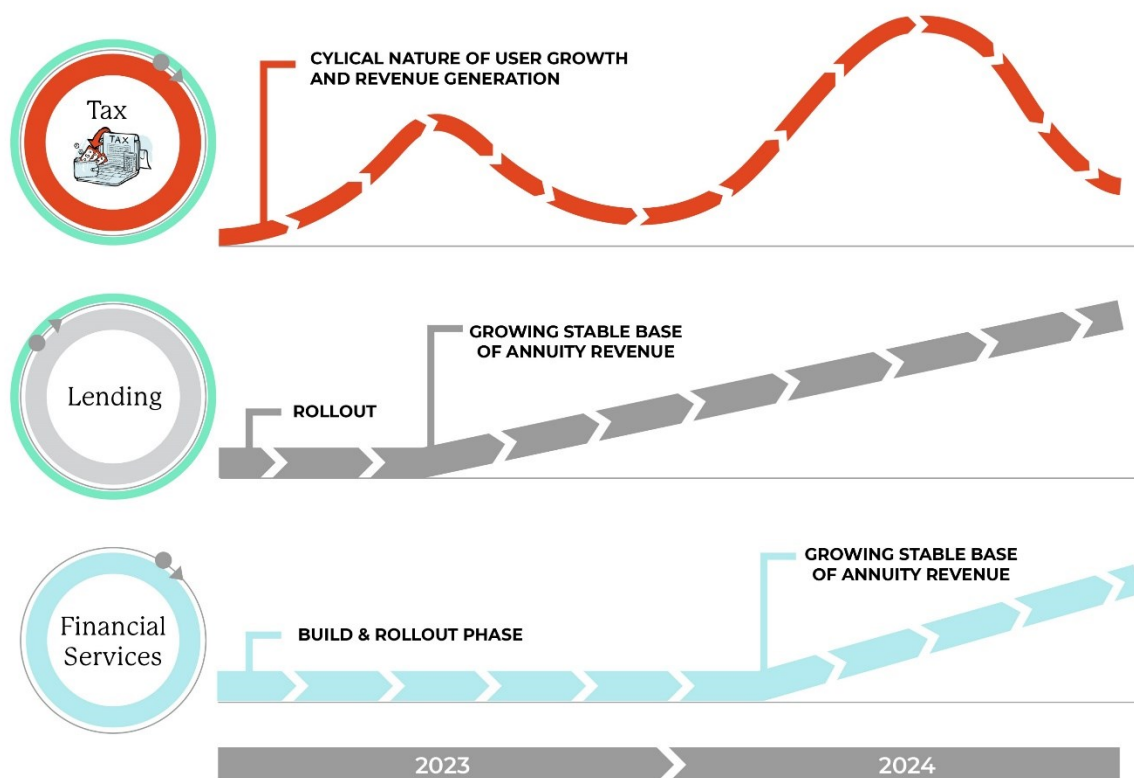
# One Click LIFE

Financial Products *MADE SIMPLE*





Revenue associated with the Tax products is cyclical, weighted towards the September quarter each year (being the peak tax return lodgement period). To reduce the cyclical nature of the platform’s revenue generation, the Lending and Financial Services capabilities aim to provide annuity revenue streams.



During the half year ended 30 June 2023, the Lending capability was established with the launch of One Click Mortgages. During the June 2023 quarter, the product commenced receiving regular mortgage applications from the platform’s existing user base. One Click Life acts as a mortgage broker and earns approximately 0.6% upfront and 0.15% per annum ongoing thereafter on the amount being financed.

Development of the Financial Services capability is ongoing, with a small amount of transactional revenue being generated from the Wills and Private Health Insurance products. The Company intends to focus on expanding out the product set in this capability in the coming half year. Should the Company successfully expand out the product set into investing and superannuation, the Company would charge for the products as a percentage of funds under management which would commence building an annuity revenue stream. The Company is working towards expanding into this capability in 2024, subject to its ability to manage the regulatory environment for providing a superannuation product to its user base.

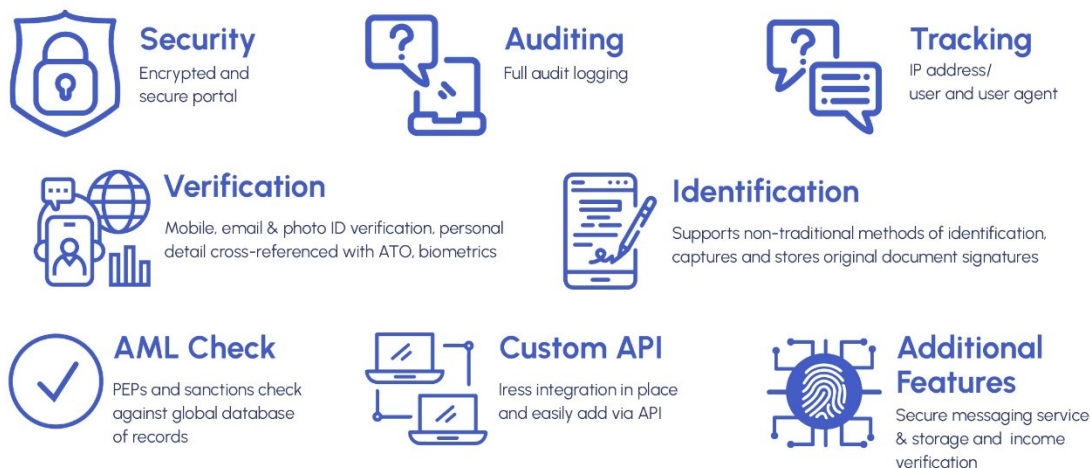
### **One Click Verify**

In response to the regulatory requirement for the One Click Life platform to identify its tax customers, during its development phase, One Click Life established a digital identity verification product within the One Click Life platform. Upon developing a very succinct customer onboarding process, the Company decided to replicate this part of the One Click Life onboarding experience into its own platform, One Click Verify, capable of being commercialised.

One Click Verify makes it easy for businesses to verify their customers’ identity, without the risks associated with retention and transmission of identity documents and details. The identity platform has been developed for the financial services industry, allowing for compliance with Know Your Customer (KYC) and Anti Money Laundering (AML) regulations, and has an integration with Iress to allow for seamless movement of customer details into One Click Verify.

Digital identity verification happens through a number of data points during which One Click Verify runs an AML check in the background. AML reporting can be tailored to suit and the platform's custom Application Programming Interface (API) can be connected to the customer's Customer Relationship Management (CRM) tool or website for a seamless process through their business without risking their business by holding identity data.

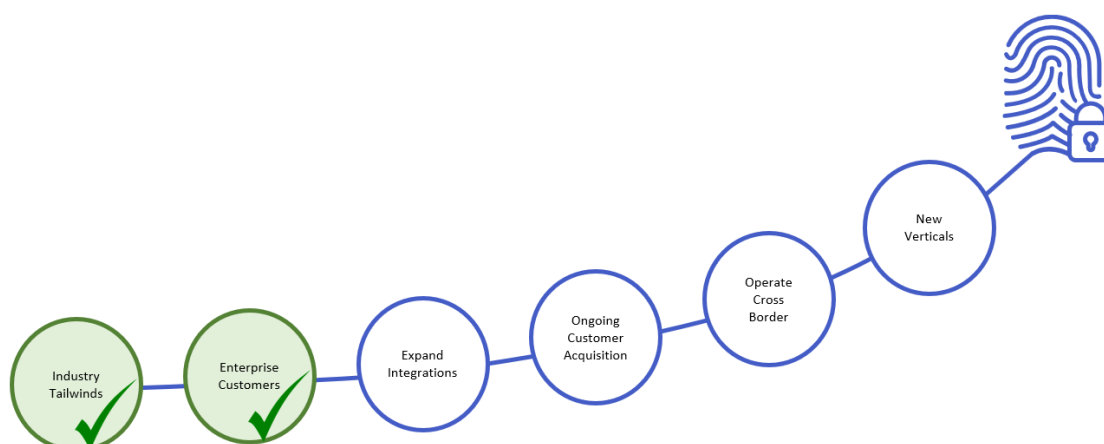
Born out of the Australian Government's Operational Security Framework Requirements for ATO Digital Services, One Click Verify is a Multi-factor Identification platform that utilises several points for verification.



During the half year ended 30 June 2023 a subsidiary of the Company entered into an Enterprise Agreement with Viridian Financial Group Ltd (Viridian) for the use of One Click Verify across Viridian's network of financial advisors.

During the half year, the Company also completed all testing to become a fully operational Gateway Service Provider for the Department of Home Affairs. A Gateway Service Provider is responsible for advising the Department of Home Affairs of new identity applicants and reviewing identity applicants against the access policies, sending match requests and match results to and from the DVS for business and government users, and making sure business and government users meet the terms and conditions of use.

The ongoing focus for commercialisation of the platform is to execute new customer agreements and expand the number of integrations on the platform, making it easier for customers to easily integrate the product into their customer onboarding and management processes. The success of this is dependent on the Company's ability to market and sell its digital identity verification product. This is reliant on retention of key staff and ongoing demand for digital identity products in Australia. The Company charges its customers on a transaction basis for verifying an identity.



### **Matters subsequent to the end of the period**

Following the end of the period, Mobile Business Devices Pty Ltd (**MBD**) issued loan notes to diverse investors in order to secure funding for the Next Day Refund product. The contractual maturity date for these notes is set at 60 days following the subscription date (subject to the option for MBD to elect to extend the maturity date by 30 days), carrying an annual interest rate of 10%. A 2% fee was paid to investors upon drawdown, and repayment of the principal along with accrued interest will be made on the maturity date. By subscribing, the participants acknowledged and consented to the Company's intention to allocate loan notes to additional investors, with a ceiling of \$2.5 million. Post 30 June 2023, the Company has raised \$1.425 million in loan notes.

### **AUDITOR'S INDEPENDENCE DECLARATION**

The Auditor's Independence Declaration as required under section 307C of the *Corporations Act 2001* for the half-year ended 30 June 2023 has been received and can be found on page 10.

This report is made in accordance with a resolution of Directors, pursuant to section 306(3)(a) of the *Corporations Act 2001*.

Signed on behalf of the Board of Directors.



**Mark Waller**

**Managing Director**

**Dated 18 August 2023 at Perth, Western Australia**



**RSM Australia Partners**

Level 32 Exchange Tower  
2 The Esplanade Perth WA 6000  
GPO Box R1253 Perth WA 6844

T +61(0) 8 92619100  
F +61(0) 8 92619111

[www.rsm.com.au](http://www.rsm.com.au)

**AUDITOR'S INDEPENDENCE DECLARATION**

As lead auditor for the review of the financial report of One Click Group Limited for the half-year ended 30 June 2023, I declare that, to the best of my knowledge and belief, there have been no contraventions of:

- (i) the auditor independence requirements of the *Corporations Act 2001* in relation to the review; and
- (ii) any applicable code of professional conduct in relation to the review.

RSM AUSTRALIA PARTNERS

TUTU PHONG  
Partner

Perth, WA  
Dated: 18 August 2023

**THE POWER OF BEING UNDERSTOOD**  
AUDIT | TAX | CONSULTING

RSM Australia Partners is a member of the RSM network and trades as RSM. RSM is the trading name used by the members of the RSM network. Each member of the RSM network is an independent accounting and consulting firm which practices in its own right. The RSM network is not itself a separate legal entity in any jurisdiction.

RSM Australia Partners ABN 36 965 185 036

Liability limited by a scheme approved under Professional Standards Legislation

## CONSOLIDATED STATEMENT OF PROFIT OR LOSS AND OTHER COMPREHENSIVE INCOME

FOR THE HALF YEAR ENDED 30 JUNE 2023

	Notes	CONSOLIDATED	
		30 June 2023	30 June 2022
		\$	\$
<b>Revenue</b>			
Revenue from contracts with customers	2	743,417	126,919
Other income		59,659	-
Finance income		9,445	-
<b>Expenses</b>			
Employee expenses		(699,610)	(229,799)
Amortisation and depreciation expense		(262,434)	(278,312)
Selling and distribution expenses		(117,691)	(79,442)
Advertising and marketing expenses		(500,443)	(53,127)
Provision for doubtful debts		(28,577)	(32,379)
General and administrative expenses		(584,595)	(237,704)
Finance costs		(28,097)	(19,150)
Share based payments expense	3	(109,009)	-
<b>LOSS BEFORE INCOME TAX</b>		<b>(1,517,935)</b>	<b>(802,994)</b>
Income tax benefit		-	-
<b>LOSS AFTER INCOME TAX</b>		<b>(1,517,935)</b>	<b>(802,994)</b>
<b>Items that may be reclassified subsequently to profit or loss:</b>			
Other comprehensive income		-	-
<b>Total comprehensive loss for the period</b>		<b>(1,517,935)</b>	<b>(802,994)</b>
<b>Earnings per share</b>			
<b>Basic loss per share (cents per share)</b>	14	<b>0.22</b>	<b>0.46</b>
<b>Diluted loss per share (cents per share)</b>	14	<b>0.22</b>	<b>0.46</b>

The Consolidated Statement of Profit or Loss and Other Comprehensive Income are to be read in conjunction with the accompanying notes.

## CONSOLIDATED STATEMENT OF FINANCIAL POSITION

AS AT 30 JUNE 2023

	Notes	CONSOLIDATED	
		30 June 2023	31 December 2022
		\$	\$
<b>CURRENT ASSETS</b>			
Cash and cash equivalents	4	1,549,705	2,786,490
Trade and other receivables	5	1,363,481	543,931
Other current assets		77,472	121,990
<b>TOTAL CURRENT ASSETS</b>		<b>2,990,658</b>	<b>3,452,411</b>
<b>NON-CURRENT ASSETS</b>			
Property, plant and equipment		15,049	-
Intangible assets	6	660,048	730,248
<b>TOTAL NON-CURRENT ASSETS</b>		<b>675,097</b>	<b>730,248</b>
<b>TOTAL ASSETS</b>		<b>3,665,755</b>	<b>4,182,659</b>
<b>CURRENT LIABILITIES</b>			
Trade and other payables		736,957	626,436
Loan payable	7	775,000	-
Employee benefits	8	207,979	141,488
<b>TOTAL CURRENT LIABILITIES</b>		<b>1,719,936</b>	<b>767,924</b>
<b>NON-CURRENT LIABILITIES</b>			
Financial liabilities	9	174,050	234,040
<b>TOTAL NON-CURRENT LIABILITIES</b>		<b>174,050</b>	<b>234,040</b>
<b>TOTAL LIABILITIES</b>		<b>1,893,986</b>	<b>1,001,964</b>
<b>NET ASSETS</b>		<b>1,771,769</b>	<b>3,180,695</b>
<b>EQUITY</b>			
Contributed equity	10	11,898,499	11,898,499
Reserves	11	1,585,663	1,476,654
Accumulated losses		(11,712,393)	(10,194,458)
<b>TOTAL EQUITY</b>		<b>1,771,769</b>	<b>3,180,695</b>

The Consolidated Statement of Financial Position is to be read in conjunction with the accompanying notes.

## CONSOLIDATED STATEMENT OF CHANGES IN EQUITY FOR HALF YEAR ENDED 30 JUNE 2023

	Contributed Equity (\$)	Accumulated Losses (\$)	Option Reserve (\$)	Share-based Payment Reserve (\$)	Total (\$)
<b>HALF YEAR ENDED 30 JUNE 2023</b>					
<b>Balance at 1 January 2023</b>	<b>11,898,499</b>	<b>(10,194,458)</b>	<b>276,654</b>	<b>1,200,000</b>	<b>3,180,695</b>
Loss for the year	-	(1,517,935)	-	-	(1,517,935)
	<b>11,898,499</b>	<b>(11,712,393)</b>	<b>276,654</b>	<b>1,200,000</b>	<b>1,662,760</b>
Transactions with equity holders in their capacity as equity holders:					
Issue of options to directors (Note 3)	-	-	71,169	-	71,169
Share based payments (Note 3)	-	-	-	37,840	37,840
<b>Balance at 30 June 2023</b>	<b>11,898,499</b>	<b>(11,712,393)</b>	<b>347,823</b>	<b>1,237,840</b>	<b>1,771,769</b>

The Consolidated Statement of Changes in Equity is to be read in conjunction with the accompanying notes.

## CONSOLIDATED STATEMENT OF CHANGES IN EQUITY FOR HALF YEAR ENDED 30 JUNE 2022

	Contributed Equity (\$)	Accumulated Losses (\$)	Option Reserve (\$)	Share-based Payment Reserve (\$)	Total (\$)
<b>HALF YEAR ENDED 30 JUNE 2022</b>					
<b>Balance at 1 January 2022</b>	<b>3,940,987</b>	<b>(3,286,604)</b>	-	-	<b>654,383</b>
Loss for the year	-	(802,994)	-	-	(802,994)
	<b>3,940,987</b>	<b>(4,089,598)</b>	-	-	<b>(148,611)</b>
Transactions with equity holders in their capacity as equity holders					
Issue of share capital (net of costs)	-	-	-	-	-
<b>Balance at 30 June 2022</b>	<b>3,940,987</b>	<b>(4,089,598)</b>	-	-	<b>(148,611)</b>

The Consolidated Statement of Changes in Equity is to be read in conjunction with the accompanying notes.



## CONSOLIDATED STATEMENT OF CASH FLOWS

	Notes	CONSOLIDATED	
		30 June 2023 (\$)	30 June 2022 (\$)
<b>CASH FLOWS FROM OPERATING ACTIVITIES</b>			
Receipts from customers		320,031	281,546
Payments to suppliers and employees		(1,725,326)	(645,095)
Interest received		9,445	(19,150)
Interest paid		(28,097)	-
<b>NET CASH USED IN OPERATING ACTIVITIES</b>		<b>(1,423,947)</b>	<b>(379,699)</b>
<b>CASH FLOWS FROM INVESTING ACTIVITIES</b>			
Payments for intangible assets		(510,025)	(240,022)
Payments for plant and equipment		(17,823)	-
<b>NET CASH USED IN INVESTING ACTIVITIES</b>		<b>(527,848)</b>	<b>(240,022)</b>
<b>CASH FLOWS FROM FINANCING ACTIVITIES</b>			
Proceeds from convertible notes		-	500,000
Proceeds from borrowings		775,000	159,475
Repayment of borrowings		(59,990)	-
<b>NET CASH PROVIDED BY FINANCING ACTIVITIES</b>		<b>715,010</b>	<b>659,475</b>
<b>Net (decrease)/increase in cash held</b>		<b>(1,236,785)</b>	<b>36,754</b>
Cash and cash equivalents at beginning of financial year		2,786,490	33,924
<b>Cash and cash equivalents at end of financial year</b>	<b>4</b>	<b>1,549,705</b>	<b>70,678</b>

The Consolidated Statement of Cash Flows is to be read in conjunction with the accompanying notes.

# NOTES TO THE CONSOLIDATED FINANCIAL STATEMENTS

## 1. STATEMENT OF SIGNIFICANT ACCOUNTING POLICIES

### (a) Basis of preparation of half-year financial statements

The consolidated interim financial report is a general-purpose financial report, which has been prepared in accordance with the requirements of the Corporations Act 2001 and applicable accounting standards including Australian Accounting Standard AASB 134 'Interim Financial Reporting', as appropriate for for-profit oriented entities. Compliance with AASB 134 ensures compliance with International Financial Reporting Standard IAS 34 'Interim Financial Reporting'.

These general purpose financial statements do not include all the notes of the type normally included in annual financial statements. It is recommended that this financial report be read in conjunction with the annual financial statements of the Group for the year ended 31 December 2022, together with any public announcements made during the half-year ended 30 June 2023 in accordance with the continuous disclosure requirements arising under Corporations Act 2001.

The accounting policies adopted are consistent with those of the previous financial year and corresponding interim reporting period, unless otherwise stated.

All amounts are presented in Australian dollars, unless otherwise noted.

### (b) New or amended Accounting Standards and interpretations adopted

The Group has adopted all of the new or amended Accounting Standards and interpretations issued by the Australian Accounting Standards Board that are mandatory for the current reporting period.

Any new or amended Accounting Standards or Interpretations that are not yet mandatory have not been early adopted.

### (c) Comparative

When required by Accounting Standards, comparative figures have been adjusted to conform to changes in presentation for the current financial period. The acquisition of Mobile Business Devices Pty Ltd during 2022 has been accounted for using the principles of AASB 2 Share-based Payment for reverse acquisitions and as such the comparative figures for the consolidated statement of profit and loss and other comprehensive income, consolidated statement of changes in equity and the consolidated statement of cashflow are that of Mobile Business Devices Pty Ltd.

## 2. REVENUE FROM CONTRACTS WITH CUSTOMERS

Revenue represents the value of professional services provided by the Group measured on a point in time basis.

	CONSOLIDATED	
	30 June 2023 (\$)	30 June 2022 (\$)
Revenue from professional services	743,417	126,919
	<b>743,417</b>	<b>126,919</b>
Revenue recognised at a point in time	743,417	126,919
Revenue recognised over time	-	-
	<b>743,417</b>	<b>126,919</b>

No single customer contributed 10% or more to the Group's external revenue during the year ended 30 June 2023 and 30 June 2022.

## NOTES TO THE CONSOLIDATED FINANCIAL STATEMENTS

### 3. SHARE BASED PAYMENTS EXPENSE

The primary purpose of share-based payments is to remunerate Directors, other Key Management Personnel and Service providers for the services rendered to the Group.

	CONSOLIDATED	
	30 June 2023 (\$)	30 June 2022 (\$)
Options issued to directors	71,169	-
Performance rights issued to directors	37,840	-
	<b>109,009</b>	-

#### Options issued to directors

At the 2023 Annual General Meeting held on 24 May 2023, shareholders approved the issue of options to the Directors. The options were issued on 21 June 2023 and valued using the Black-Scholes option valuation model with the following inputs:

1CGOP3 OPTIONS	
Number of options issued	16,000,002
Grant date share price	\$0.011
Exercise price	\$0.025
Expected volatility	90%
Option life	3 years
Expiry	21/06/2026
Interest rate	3.34%
Valuation	\$71,169
Expensed in the period	\$71,169

The allocation of Options is as follows:

- (i) 2,666,667 Options to Russell Baskerville
- (ii) 2,666,667 Options to Winton Willesee
- (iii) 5,333,334 Options to Mark Waller
- (iv) 5,333,334 Options to Nathan Kerr

#### Performance Right to directors

The share-based payments expense for the half-year ended 30 June 2023 represents the expense for the financial year of the Performance Rights granted to the Group's Directors. The assessed fair value of these Performance Rights was determined using the Hoadley Barrier 1 valuation model with the following inputs:

Input	Class C	Class D	Total
Number of performance rights	5,333,332	2,666,666	7,999,998
Fair value	\$0.0052	\$0.0038	
Grant date	24/05/2023	24/05/2023	
Vesting date	31/12/2024	31/12/2024	
Expiry date	21/06/2028	21/06/2028	

## NOTES TO THE CONSOLIDATED FINANCIAL STATEMENTS

Input	Class C	Class D	Total
Expensed in the half-year ended 30 June 2023	\$27,840	\$10,000	\$37,840

The vesting conditions for each tranche of Performance Rights is as follows:

- (i) Class C Performance Rights: The Company's Shares achieving a 20-day volume weighted average price (**VWAP**) of \$0.04 or more on or before 31 December 2024; and
- (ii) Class D Performance Rights: The Company's Shares achieving a 20-day VWAP of \$0.055 or more on or before 31 December 2024.

The allocation of Performance Rights as follows:

- (i) 1,333,333 Performance Rights to Russell Baskerville
- (ii) 1,333,333 Performance Rights to Winton Willesee
- (iii) 2,666,666 Performance Rights to Mark Waller
- (iv) 2,666,666 Performance Rights to Nathan Kerr

#### 4. CASH AND CASH EQUIVALENTS

Cash and cash equivalents included in the Consolidated Statement of Cash Flows comprise the following Consolidated Statement of Financial Position amounts:

	CONSOLIDATED	
	30 June 2023 (\$)	31 December 2022 (\$)
Cash at bank and on hand	1,544,705	2,781,490
Term deposit	5,000	5,000
<b>Total cash and cash equivalents</b>	<b>1,549,705</b>	<b>2,786,490</b>

#### 5. TRADE AND OTHER RECEIVABLES

	CONSOLIDATED	
	30 June 2023 (\$)	31 December 2022 (\$)
Trade receivables	1,043,733	691,601
Allowance for credit losses	(501,680)	(470,245)
R&D tax refund	442,554	209,012
GST receivable	8,648	78,563
Other receivable	370,226	35,000
	<b>1,363,481</b>	<b>543,931</b>

#### 6. INTANGIBLE ASSETS

	CONSOLIDATED	
	30 June 2023 (\$)	31 December 2022 (\$)
<b>For half-year ended 30 June 2023</b>		

## NOTES TO THE CONSOLIDATED FINANCIAL STATEMENTS

### Cost

Balance at 1 January 2023	2,692,919	2,541,392
Addition	423,002	581,362
R&D refund	(233,542)	(429,835)
<b>Balance at 30 June 2023</b>	<b>2,882,379</b>	<b>2,692,919</b>

### Depreciation and impairment

Balance at 1 January 2023	(1,962,671)	(1,373,325)
Amortisation expense	(259,660)	(589,346)
<b>Balance at 30 June 2023</b>	<b>(2,222,331)</b>	<b>(1,962,671)</b>
<b>Carrying amount at 30 June 2023</b>	<b>660,048</b>	<b>730,248</b>

#### (i) Software assets

The Group developed the One Click Life Platform, which provides taxation preparation software and services in Australia. Costs capitalised include costs directly attributable to the development of the asset. The Platform delivered to market has begun generating revenues.

#### (ii) Amortisation

Amortisation is charged to the Statement of Profit or Loss using the straight-line basis over the estimated useful life of the intangible asset. The estimated useful life of the software intangible assets has been determined to be 6 years.

The residual value, the useful life and the amortisation method applied to the intangible asset are reviewed at each financial year end and adjusted if required.

## 7. LOAN PAYABLE

In June 2023, the Group entered into a new loan facility to finance the Next Day Refund product. The total available amount under the facility is \$775,000, of which \$775,000 was fully drawn as at 30 June 2023. The loan note will mature in 60 days after the subscription and bears fixed interest rate at 10% per annum.

	CONSOLIDATED	
	30 June 2023 (\$)	31 December 2022 (\$)
Next day refund Loan	775,000	-

## 8. EMPLOYEE BENEFITS

	CONSOLIDATED	
	30 June 2023 (\$)	31 December 2022 (\$)
<b>Current</b>		
Annual leave	123,884	76,853
Long service leave	84,095	64,635

## NOTES TO THE CONSOLIDATED FINANCIAL STATEMENTS

<b>Total employee benefits</b>	<b>207,979</b>	<b>141,488</b>
--------------------------------	----------------	----------------

The current provision for employee benefits includes all unconditional entitlements where employees have completed the required period of service and also those where employees are entitled to pro-rata payments in certain circumstances. The entire amount is presented as current, since the Group does not have an unconditional right to defer settlement. However, based on experience, the Group does not expect all employees to take the full amount of accrued leave or require payment within the next 12 months.

### 9. FINANCIAL LIABILITIES

	CONSOLIDATED	
	30 June 2023 (\$)	31 December 2022 (\$)
<b>Current</b>		
Related party loans	174,050	209,040
Convertible notes	-	25,000
<b>Total financial liabilities</b>	<b>174,050</b>	<b>234,040</b>

The related party loans from the Directors have no fixed terms and a fixed interest rate of 8% per annum. Principal amount is \$174,050 from Mark Waller (2022: \$174,050 from Mark Waller and \$34,990 from Nathan Kerr).

### 10. CONTRIBUTED EQUITY

	2023 (Shares)	2022 (Shares)	2023 (\$)	2022 (\$)
Ordinary Shares	685,903,321	685,903,321	11,898,499	11,898,499
<b>Total Share Capital</b>	<b>685,903,321</b>	<b>685,903,321</b>	<b>11,898,499</b>	<b>11,898,499</b>

The holder of Ordinary Shares is entitled to participate in dividends and the proceeds on winding up of the Group in proportion to the number of and amounts paid on the shares held. On a show of hands every holder of ordinary shares present at a meeting in person or by proxy, is entitled to one vote, and upon a poll each share is entitled to one vote. Ordinary Shares have no par value and the Group does not have a limited amount of authorised capital.

#### Dividends

There were no dividends proposed or paid during the half year (2022: \$nil).

### 11. RESERVES

	Number of Options and Performance Rights	CONSOLIDATED	
		30 June 2023 (\$)	31 December 2022 (\$)
Balance at 1 January 2023	158,317,194	1,476,654	-
Options issued to Directors (refer note 3)	16,00,002	71,169	276,654

## NOTES TO THE CONSOLIDATED FINANCIAL STATEMENTS

Performance rights issued to Directors (refer note 3)	7,999,998	37,840	1,200,000
<b>Balance at 30 June 2023</b>	<b>182,317,194</b>	<b>1,585,663</b>	<b>1,476,654</b>

### (a) Share-based payments Reserve

The share-based payments reserve represents the value of share rights issued to key management personnel, and to vendors for services in relation to capital raisings. The share-based payments reserve is used to record the value of the share-based payments provided to employees, consultants and for options issued pursuant to any acquisition or in exchange for services.

### 12. MATTERS SUBSEQUENT TO THE END OF THE PERIOD

Mobile Business Devices Pty Ltd (**MBD**) has issued loan notes to diverse investors in order to secure funding for the Next Day Refund product. The contractual maturity date for these notes is set at 60 days following the subscription date (subject to the option for MBD to elect to extend the maturity date by 30 days), carrying an annual interest rate of 10%. A 2% fee was paid to investors upon drawdown, and repayment of the principal along with accrued interest will be made on the maturity date. By subscribing, the participants acknowledged and consented to the Company's intention to allocate loan notes to additional investors, with a ceiling of \$2.5 million. Post 30 June 2023, the Company has raised \$1.425 million in loan notes.

### 13. COMMITMENTS

The Group has no commitments not recognised as liabilities as at 30 June 2023 (2022: \$nil).

### 14. LOSS PER SHARE

	CONSOLIDATED	
	30 June 2023	30 June 2022
Basic loss per share (cents per share)	0.22	0.46
<b>Loss used in the calculation of Earnings Loss Per Share</b>	<b>1,517,935</b>	<b>802,994</b>
Weighted average number of ordinary shares	685,903,411	171,238,270

Effect of dilutive securities: Share options are not considered dilutive as the conversion of options to ordinary shares will result in a decrease in the net loss per share.

### 15. CONTINGENT LIABILITIES

The Board is not aware of any circumstances or information, which leads them to believe there are any material contingent liabilities outstanding as at 30 June 2023 (2022: \$nil).

## DIRECTORS' DECLARATION

In the opinion of the Directors of One Click Group Limited (**Group**):

- (a) the attached financial statements and notes comply with the Corporations Act 2001, Australian Accounting Standard AASB 134 'Interim Financial Reporting', the Corporations Regulations 2001 and other mandatory professional reporting requirements;
- (b) the attached financial statements and notes give a true and fair view of the Group's financial position as at 30 June 2023 and of its performance for the financial half-year ended on that date; and
- (c) there are reasonable grounds to believe that the Group will be able to pay its debts as and when they become due and payable.

Signed in accordance with a resolution of the Directors made pursuant to section 303(5)(a) of the Corporations Act 2001.



**Mark Waller**

**Managing Director**

**Dated at Perth, Western Australia, 18 August 2023**



**INDEPENDENT AUDITOR'S REVIEW REPORT  
TO THE MEMBERS OF  
ONE CLICK GROUP LIMITED**

**Report on the Half-Year Financial Report**

*Conclusion*

We have reviewed the accompanying half-year financial report of One Click Group Limited which comprises the consolidated statement of financial position as at 30 June 2023, the consolidated statement of profit or loss and other comprehensive income, consolidated statement of changes in equity and consolidated statement of cash flows for the half-year ended on that date, notes comprising a summary of significant accounting policies and other explanatory information, and the directors' declaration of the consolidated entity comprising the company and the entities it controlled at the half-year end or from time to time during the half-year.

Based on our review, which is not an audit, we have not become aware of any matter that makes us believe that the half-year financial report of One Click Group Limited is not in accordance with the *Corporations Act 2001* including:

- (a) giving a true and fair view of the consolidated entity's financial position as at 30 June 2023 and of its performance for the half-year ended on that date; and
- (b) complying with Accounting Standard AASB 134 *Interim Financial Reporting* and *Corporations Regulations 2001*.

*Basis for Conclusion*

We conducted our review in accordance with ASRE 2410 *Review of a Financial Report Performed by the Independent Auditor of the Entity*. Our responsibilities are further described in the Auditor's Responsibilities for the Review of the Financial Report section of our report. We are independent of the consolidated entity in accordance with the auditor independence requirements of the *Corporations Act 2001* and the ethical requirements of the Accounting Professional and Ethical Standards Board's APES 110 Code of Ethics for Professional Accountants (including Independence Standards) (the Code) that are relevant to our audit of the annual financial report in Australia. We have also fulfilled our other ethical responsibilities in accordance with the Code.

We confirm that the independence declaration required by the *Corporations Act 2001*, which has been given to the directors of One Click Group Limited, would be in the same terms if given to the directors as at the time of this auditor's review report.

### *Directors' Responsibility for the Half-Year Financial Report*

The directors of One Click Group Limited are responsible for the preparation of the half-year financial report that gives a true and fair view in accordance with Australian Accounting Standards and the *Corporations Act 2001* and for such internal control as the directors determine is necessary to enable the preparation of the half-year financial report that is free from material misstatement, whether due to fraud or error.


### *Auditor's Responsibility for the Review of the Financial Report*

Our responsibility is to express a conclusion on the half-year financial report based on our review. We conducted our review in accordance with Auditing Standard on Review Engagements ASRE 2410 *Review of a Financial Report Performed by the Independent Auditor of the Entity*, in order to state whether, on the basis of the procedures described, we have become aware of any matter that makes us believe that the half-year financial report is not in accordance with the *Corporations Act 2001* including: giving a true and fair view of the consolidated entity's financial position as at 30 June 2023 and its performance for the half-year ended on that date; and complying with Accounting Standard AASB 134 *Interim Financial Reporting* and the *Corporations Regulations 2001*.

A review of a half-year financial report consists of making enquiries, primarily of persons responsible for financial and accounting matters, and applying analytical and other review procedures. A review is substantially less in scope than an audit conducted in accordance with Australian Auditing Standards and consequently does not enable us to obtain assurance that we would become aware of all significant matters that might be identified in an audit. Accordingly, we do not express an audit opinion.

A handwritten signature of the firm RSM, written in a stylized, cursive font.

RSM AUSTRALIA PARTNERS

A handwritten signature of Tutu Phong, written in a cursive font.

TUTU PHONG  
Partner

Perth, WA  
Dated: 18 August 2023