

**One Click Group Limited**  
**Appendix 4D**  
**Half-year report**

**1. Company details**

Name of entity: One Click Group Limited ('Company')  
ABN: 52 616 062 072  
Reporting period: For the half-year ended 30 June 2024  
Previous period: For the half-year ended 30 June 2023

---

**2. Results for announcement to the market**

			\$
Revenues from ordinary activities	up	40.02% to	1,040,915
Loss from ordinary activities after tax attributable to the owners of One Click Group Limited	down	18.81% to	1,232,336
Loss for the half-year attributable to the owners of One Click Group Limited	down	18.81% to	1,232,336

*Dividends*

There were no dividends paid, recommended or declared during the current financial period.

*Comments*

The loss for the Company after providing for income tax amounted to \$1,232,336 (30 June 2023: \$1,517,935).

Please refer to the Directors' report in the attached financial statements for further commentary.

---

**3. Net tangible assets**

	Reporting period	Previous period
Net tangible assets per ordinary security (cents)	<u>0.01</u>	<u>0.16</u>

---

**4. Dividends**

*Current period*

There were no dividends paid, recommended or declared during the current financial period.

*Previous period*

There were no dividends paid, recommended or declared during the previous financial period.

---

**One Click Group Limited**  
**Appendix 4D**  
**Half-year report**

**5. Audit qualification or review**

The financial statements were subject to a review by the auditors and the auditor's review report is attached as part of the Interim Financial Report.

---

**6. Attachments**

The Interim Financial Report of One Click Group Limited for the half-year ended 30 June 2024 is attached.

---

**Signed**



Signed \_\_\_\_\_

Date: 29 August 2024

Winton Willesee  
Non-Executive Director

**ONE CLICK GROUP LIMITED**

**ACN 616 062 072**

**CONSOLIDATED INTERIM FINANCIAL REPORT  
FOR THE HALF-YEAR ENDED  
30 JUNE 2024**

## CONTENTS

	<b>PAGE</b>
CORPORATE DIRECTORY	3
DIRECTORS' REPORT	4
AUDITOR'S INDEPENDENCE DECLARATION	8
CONSOLIDATED STATEMENT OF PROFIT OR LOSS AND OTHER COMPREHENSIVE INCOME	9
CONSOLIDATED STATEMENT OF FINANCIAL POSITION	10
CONSOLIDATED STATEMENT OF CHANGES IN EQUITY	11
CONSOLIDATED STATEMENT OF CASH FLOWS	13
NOTES TO THE CONSOLIDATED FINANCIAL STATEMENTS	14
DIRECTORS' DECLARATION	23
INDEPENDENT AUDITOR'S REVIEW REPORT	24

## CORPORATE DIRECTORY

<b>DIRECTORS</b>	Russell Baskerville (Non-Executive Chairman) Mark Waller (Managing Director) Winton Willesee (Non-Executive Director) Nathan Kerr (Executive Director)
<b>COMPANY SECRETARIES</b>	Erlyn Dawson
<b>REGISTERED OFFICE</b>	Suite 5 CPC, 145 Stirling Highway NEDLANDS WA 6009 Telephone: (08) 9389 3160 Website: <a href="https://oneclickgroup.com.au/">https://oneclickgroup.com.au/</a> Email: <a href="mailto:hello@oneclicklife.com.au">hello@oneclicklife.com.au</a>
<b>PRINCIPAL PLACE OF BUSINESS</b>	57 Forrest Street Subiaco WA 6008
<b>AUDITORS</b>	RSM Australia Partners Level 32 Exchange Tower 2 The Esplanade PERTH WA 6000
<b>SOLICITORS</b>	Steinepreis Paganin Level 4, 16 Milligan Steet Perth WA 6000
<b>SHARE REGISTRY</b>	Computershare Investor Services Pty Limited Level 11, 172 St Georges Terrace PERTH WA 6000 Telephone: 1300 850 505
<b>HOME EXCHANGE</b>	Australian Securities Exchange Ltd Level 40, Central Park 152-158 St Georges Terrace PERTH WA 6000 ASX Code: 1CG and ICGOA

## DIRECTORS' REPORT

The Directors present their report together with the financial report of One Click Group Limited and its controlled entities (**Group**) for the half year ended 30 June 2024 and the Auditor's Report thereon.

### BOARD OF DIRECTORS

The names and details of the Directors in office during the financial period and until the date of this report are set out below. Each of these Directors were in office for the entire financial period.

- Russell Baskerville Non-Executive Chairman
- Mark Waller Managing Director
- Winton Willesee Non-Executive Director
- Nathan Kerr Executive Director

### PRINCIPAL ACTIVITIES

The principal activities of the Group during the financial period were providing online taxation preparation (and other life administration) software and services in Australia, offering a range of other financial services.

### DIVIDENDS PAID OR RECOMMENDED

There were no dividends paid during the financial period, and the Directors of the Group do not recommend the payment of a dividend in respect of the half year ended 30 June 2024 (2023: Nil).

### OPERATING RESULTS

The consolidated Group's net loss after providing for income tax for the half year ended 30 June 2024 amounted to \$1,232,336 (30 Jun 2023: \$1,517,935).

### REVIEW OF OPERATIONS

The Company operates its main fintech platform, One Click Life. The Company owns the intellectual property, generates revenue and is focused on the ongoing commercialisation of the platform.

**One Click Life** is a fast-growing Australian based financial technology platform positioned to disrupt and capitalise on the increasing market demand for online self-directed financial and life admin services.

The platform's primary competency and revenue stream at present is online tax. The One Click Life platform also contains a lending competency and a number of other products for users, with online wills and private health insurance already available, and more new products under development and consideration. The One Click Life platform aims to be the one stop shop for everyday Australians who want to manage their financial life admin across, tax, wills, insurance, mortgages, investing and more.

The company also owns and runs **One Click Verify**, a digital identity verification platform allowing businesses to digitally identify their customers as part of an onboarding or transaction process.

The platform forms a financial services business' anti money laundering (AML) program and eliminates the need for risky and extensive documentation retention within a customers information technology network.

## **Financial Results**

For the period 1 January 2024 to 30 June 2024, One Click Group's revenue was \$1,040,915 (2023: \$743,417). The Company used \$1 million of cash in operating activities in the first half of the 2024 financial year, compared to \$1.4 million in the first half of the 2023 financial year. Unrestricted cash on hand as at 30 June 2024 was \$2.7 million. As a Company in its growth phase, the Company's operations are currently loss-making as it deploys capital to marketing and development and seeks to grow its user base and expand its product offering.

## **Operational Review**

The Company is focused on continuing to grow revenue, user numbers and the product ecosystem available on the One Click Life platform, as well as the ongoing commercialisation and expansion of capability of the One Click Verify Platform.

The ongoing growth in scale of the platforms are reflected in the growth in revenue in H1, 2024. Revenue in the half was over \$1 million representing a 40% growth in revenue on prior corresponding period. It is expected that as user numbers grow on the One Click Life platform we will see revenue continue to grow.

As the scale and revenue of the company grows, we anticipate moving from the current small loss-making position into a profitable position. The business model and structure of the business lend it to be a very scalable business with the ability to access high profit margins with scale.

The Company has the ability to generate significant levels of revenue from new users in any given year through its digital marketing efforts. This is assisting in growing the core recurring base of revenue from the user base each year.

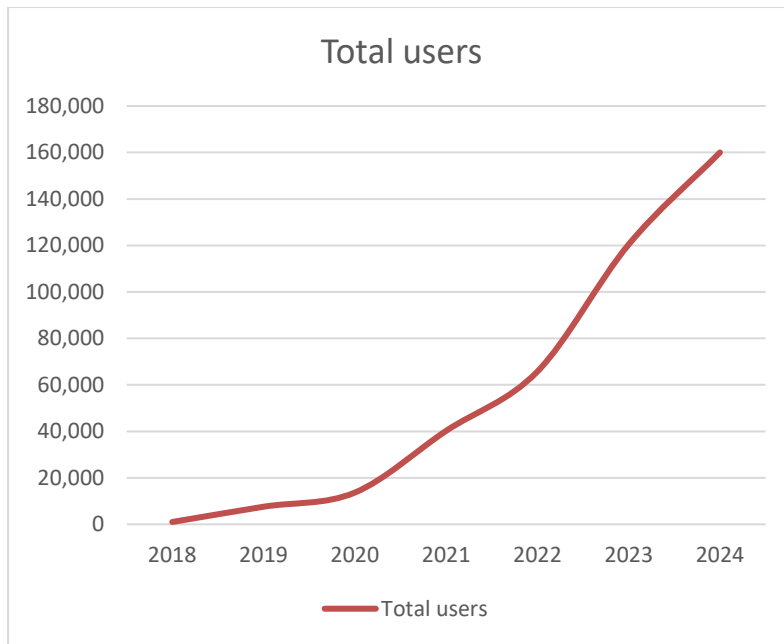
2023 was the first full year the Company generated a surplus of revenue over its fixed operating costs excluding marketing expenses and non-cash expenses. The business model is to continue to grow this surplus in 2024 and beyond. As this surplus grows, we will continue to reinvest it into productive marketing efforts. We believe we can continue to increase productive marketing investment each year whilst creating a reasonable profit margin capable of reinvesting into alternative means to accelerate the growth of the business, or returning to shareholders.

It is an exciting juncture in the growth and commercialisation of the company's platforms. Further detail is included below in respect of each platform.

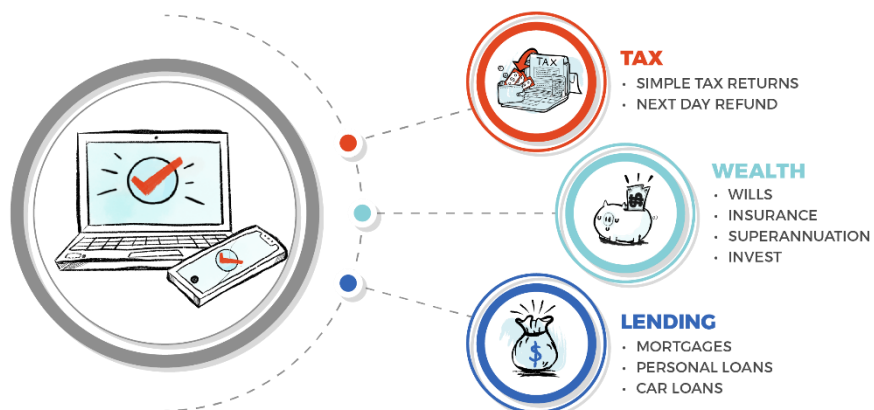
### **One Click Life**

The Company focused on growing both the user numbers and capability of the One Click Life platform during the half year ended 30 June 2024. During this period the platform expanded user numbers from 120,000 at 31 December 2023 to over 160,000 users as at the time of release of this report.

Core to the success of the One Click Life platform is growing scale in users. The platform's user list is a very valuable asset for the business. The rapid growth in user numbers demonstrates both the shift in behaviour in Australian consumers to consume digital financial services and trust and brand recognition of One Click Life as a digital financial service provider.



The One Click Life platform consists of three core modules.



Our **Tax** products are integrated with the ATO allowing [simple tax returns](#) to be completed from a mobile phone in under 10 minutes. This is the first touch point a customer has with the One Click Life platform presently and serves as our acquisition tool for new users.

One Click Life **Lending** acts as a mortgage broker with simple online lending applications to allow for simple applications and quick responses. Whilst this is a relatively new product for the platform we are growing the scale of use of this product and the associated annuity revenue streams.

One Click Life **Wealth** products are presently in development and will allow a simple format for managing retirement wealth benefiting the future wealth of our customers. Presently customers are able to complete an online Will within the Wealth module generating a small amount of transaction based revenue for the company. As the Wealth module expands the company expects to build an annuity revenue stream through superannuation and investment products and services.

Revenues associated with the platforms individual Tax products is cyclical, weighted towards the second half of each year (being the peak tax return lodgement period). To reduce the cyclical nature of the platform's revenue generation, the Lending and Wealth capabilities aim to provide annuity revenue streams.



### **One Click Verify**

In response to the regulatory requirement for the One Click Life platform to identify its tax customers, during its development phase, One Click Life established a digital identity verification product within the One Click Life platform. Upon developing a very succinct customer onboarding process, the Company decided to replicate this part of the One Click Life onboarding experience into its own platform, One Click Verify, capable of being commercialised.

One Click Verify makes it easy for businesses to verify their customers' identity, without the risks associated with retention and transmission of identity documents and details. The identity platform has been developed for the financial services industry, allowing for compliance with Know Your Customer (KYC) and Anti Money Laundering (AML) regulations, and has an integration with Iress to allow for seamless movement of customer details into One Click Verify.

The company has continued to sign up new customers through direct sales and marketing efforts on a regular basis. Sales efforts are now focused on integration with distribution platforms where the platform can access many customers through one distribution partner.

### **Matters subsequent to the end of the period**

Mobile Business Devices Pty Ltd (MBD), a subsidiary of the Company has entered into loan notes subscription agreements with diverse investors in order to secure funding for the Next Day Refund product. In July 2024, additional loan notes subscription agreements were entered with total amount of \$995,000. Refer to Note 7 for maturity date and annual interest rate.

No other matter or circumstances have arisen since the half-year ended 30 June 2024 that has significantly affected, or may significantly affect the Group's operations, the results of those operations, or the Group's state of affairs in future financial years.

### **AUDITOR'S INDEPENDENCE DECLARATION**

The Auditor's Independence Declaration as required under section 307C of the *Corporations Act 2001* for the half-year ended 30 June 2024 has been received and can be found on page 10.

This report is made in accordance with a resolution of Directors, pursuant to section 306(3)(a) of the *Corporations Act 2001*.

Signed on behalf of the Board of Directors.



**Mark Waller**

**Managing Director**

**Dated 29 August 2024 at Perth, Western Australia**

**RSM Australia Partners**

Level 32 Exchange Tower, 2 The Esplanade Perth WA 6000  
GPO Box R1253 Perth WA 6844

T +61 (0) 8 9261 9100

[www.rsm.com.au](http://www.rsm.com.au)


**AUDITOR'S INDEPENDENCE DECLARATION**

As lead auditor for the review of the financial report of One Click Group Limited for the half-year ended 30 June 2024, I declare that, to the best of my knowledge and belief, there have been no contraventions of:

- (i) the auditor independence requirements of the *Corporations Act 2001* in relation to the review; and
- (ii) any applicable code of professional conduct in relation to the review.

A handwritten signature of 'RSM' in black ink.

RSM AUSTRALIA

A handwritten signature in black ink, appearing to read 'Tutu Phong'.

TUTU PHONG  
Partner

Perth, WA  
Dated: 29 August 2024

**THE POWER OF BEING UNDERSTOOD**  
ASSURANCE | TAX | CONSULTING

## CONSOLIDATED STATEMENT OF PROFIT OR LOSS AND OTHER COMPREHENSIVE INCOME

FOR THE HALF YEAR ENDED 30 JUNE 2024

	Notes	CONSOLIDATED	
		30 June 2024	30 June 2023
		\$	\$
<b>Revenue</b>			
Revenue from contracts with customers	2	1,040,915	743,417
Other income		-	59,659
Finance income		2,147	9,445
<b>Expenses</b>			
Employee expenses		(742,376)	(699,610)
Amortisation and depreciation expense		(73,033)	(262,434)
Selling and distribution expenses		(119,999)	(117,691)
Advertising and marketing expenses		(471,183)	(500,443)
Provision for doubtful debts		(59,900)	(28,577)
General and administrative expenses		(637,193)	(584,595)
Finance costs		(118,287)	(28,097)
Share based payments expense	3	(53,427)	(109,009)
<b>LOSS BEFORE INCOME TAX</b>		<b>(1,232,336)</b>	<b>(1,517,935)</b>
Income tax expense		-	-
<b>LOSS AFTER INCOME TAX</b>		<b>(1,232,336)</b>	<b>(1,517,935)</b>
<b>Items that may be reclassified subsequently to profit or loss:</b>			
Other comprehensive income		-	-
<b>Total comprehensive loss for the period</b>		<b>(1,232,336)</b>	<b>(1,517,935)</b>
<b>Loss per share</b>			
<b>Basic loss per share (cents per share)</b>	14	<b>0.16</b>	<b>0.22</b>
<b>Diluted loss per share (cents per share)</b>	14	<b>0.16</b>	<b>0.22</b>

The Consolidated Statement of Profit or Loss and Other Comprehensive Income are to be read in conjunction with the accompanying notes.

## CONSOLIDATED STATEMENT OF FINANCIAL POSITION

AS AT 30 JUNE 2024

	Notes	CONSOLIDATED	
		30 June 2024	31 December 2023
		\$	\$
<b>CURRENT ASSETS</b>			
Cash and cash equivalents	4	2,663,166	1,096,263
Trade and other receivables	5	2,254,336	969,769
Other current assets		574,383	394,354
<b>TOTAL CURRENT ASSETS</b>		<b>5,491,885</b>	<b>2,460,386</b>
<b>NON-CURRENT ASSETS</b>			
Plant and equipment		7,435	11,748
Intangible assets	6	489,147	424,548
<b>TOTAL NON-CURRENT ASSETS</b>		<b>496,582</b>	<b>436,296</b>
<b>TOTAL ASSETS</b>		<b>5,988,467</b>	<b>2,896,682</b>
<b>CURRENT LIABILITIES</b>			
Trade and other payables		1,376,526	881,283
Loan payables	7	3,605,000	-
Employee benefits	8	267,874	232,423
<b>TOTAL CURRENT LIABILITIES</b>		<b>5,249,400</b>	<b>1,113,706</b>
<b>NON-CURRENT LIABILITIES</b>			
Financial liabilities	9	174,050	174,050
<b>TOTAL NON-CURRENT LIABILITIES</b>		<b>174,050</b>	<b>174,050</b>
<b>TOTAL LIABILITIES</b>		<b>5,423,450</b>	<b>1,287,756</b>
<b>NET ASSETS</b>		<b>565,017</b>	<b>1,608,926</b>
<b>EQUITY</b>			
Contributed equity	10	12,952,198	12,817,198
Reserves	11	1,639,090	1,585,663
Accumulated losses		(14,026,271)	(12,793,935)
<b>TOTAL EQUITY</b>		<b>565,017</b>	<b>1,608,926</b>

The Consolidated Statement of Financial Position is to be read in conjunction with the accompanying notes.

## CONSOLIDATED STATEMENT OF CHANGES IN EQUITY FOR HALF YEAR ENDED 30 JUNE 2024

	Contributed Equity (\$)	Accumulated Losses (\$)	Option Reserve (\$)	Share-based Payment Reserve (\$)	Total (\$)
<b>HALF YEAR ENDED 30 JUNE 2024</b>					
<b>Balance at 1 January 2024</b>	<b>12,817,198</b>	<b>(12,793,935)</b>	<b>347,823</b>	<b>1,237,840</b>	<b>1,608,926</b>
Loss for the year	-	(1,232,336)	-	-	(1,232,336)
	<b>12,817,198</b>	<b>(14,026,271)</b>	<b>347,823</b>	<b>1,237,840</b>	<b>376,590</b>
Transactions with equity holders in their capacity as equity holders:					
Share based payments (Note 3)	135,000	-		53,427	188,427
<b>Balance at 30 June 2024</b>	<b>12,952,198</b>	<b>(14,026,271)</b>	<b>347,823</b>	<b>1,291,267</b>	<b>565,017</b>

The Consolidated Statement of Changes in Equity is to be read in conjunction with the accompanying notes.

## CONSOLIDATED STATEMENT OF CHANGES IN EQUITY FOR HALF YEAR ENDED 30 JUNE 2023

	Contributed Equity (\$)	Accumulated Losses (\$)	Option Reserve (\$)	Share-based Payment Reserve (\$)	Total (\$)
<b>HALF YEAR ENDED 30 JUNE 2023</b>					
<b>Balance at 1 January 2023</b>	<b>11,898,499</b>	<b>(10,194,458)</b>	<b>276,654</b>	<b>1,200,000</b>	<b>3,180,695</b>
Loss for the year	-	(1,517,935)	-	-	(1,517,935)
	<b>11,898,499</b>	<b>(11,712,393)</b>	<b>276,654</b>	<b>1,200,000</b>	<b>1,662,760</b>
Transactions with equity holders in their capacity as equity holders:					
Issue of options to directors	-	-	71,169	-	71,169
Share based payments	-	-	-	37,840	37,840
<b>Balance at 30 June 2023</b>	<b>11,898,499</b>	<b>(11,712,393)</b>	<b>347,823</b>	<b>1,237,840</b>	<b>1,771,769</b>

The Consolidated Statement of Changes in Equity is to be read in conjunction with the accompanying notes.

## CONSOLIDATED STATEMENT OF CASH FLOWS FOR HALF YEAR ENDED 30 JUNE 2024

	Notes	CONSOLIDATED	
		30 June 2024 (\$)	30 June 2023 (\$)
<b>CASH FLOWS FROM OPERATING ACTIVITIES</b>			
Receipts from customers (inclusive of GST)		636,279	320,031
Payments to suppliers and employees (inclusive of GST)		(1,637,054)	(1,725,326)
Interest received		2,147	9,445
Interest paid		(22,137)	(28,097)
<b>NET CASH USED IN OPERATING ACTIVITIES</b>		<b>(1,020,765)</b>	<b>(1,423,947)</b>
<b>CASH FLOWS FROM INVESTING ACTIVITIES</b>			
Payments for intangible assets		(333,641)	(510,025)
Payments for plant and equipment		-	(17,823)
<b>NET CASH USED IN INVESTING ACTIVITIES</b>		<b>(333,641)</b>	<b>(527,848)</b>
<b>CASH FLOWS FROM FINANCING ACTIVITIES</b>			
Net proceeds from borrowings		2,921,309	775,000
Repayment of borrowings		-	(59,990)
<b>NET CASH PROVIDED BY FINANCING ACTIVITIES</b>		<b>2,921,309</b>	<b>715,010</b>
<b>Net increase/(decrease) in cash held</b>		<b>1,566,903</b>	<b>(1,236,785)</b>
Cash and cash equivalents at beginning of financial half-year		1,096,263	2,786,490
<b>Cash and cash equivalents at end of financial half-year</b>	4	<b>2,663,166</b>	<b>1,549,705</b>

The Consolidated Statement of Cash Flows is to be read in conjunction with the accompanying notes.

# NOTES TO THE CONSOLIDATED FINANCIAL STATEMENTS

## 1. MATERIAL ACCOUNTING POLICY INFORMATION

### (a) Basis of preparation of half-year financial statements

The consolidated interim financial report is a general-purpose financial report, which has been prepared in accordance with the requirements of the Corporations Act 2001 and applicable accounting standards including Australian Accounting Standard AASB 134 'Interim Financial Reporting', as appropriate for for-profit oriented entities. Compliance with AASB 134 ensures compliance with International Financial Reporting Standard IAS 34 'Interim Financial Reporting'.

These general purpose financial statements do not include all the notes of the type normally included in annual financial statements. It is recommended that this financial report be read in conjunction with the annual financial statements of the Group for the year ended 31 December 2023, together with any public announcements made during the half-year ended 30 June 2024 in accordance with the continuous disclosure requirements arising under Corporations Act 2001.

The accounting policies adopted are consistent with those of the previous financial year and corresponding interim reporting period, unless otherwise stated.

All amounts are presented in Australian dollars, unless otherwise noted.

### (b) Going concern

The financial statements have been prepared on the going concern basis, which contemplates continuity of normal business activities and the realisation of assets and discharge of liabilities in the normal course of business.

The Company incurred a loss of \$1,232,336 and net cash outflows from operating activities of \$1,020,765 for the half year ended 30 June 2024.

The Board believes that there are reasonable grounds to believe that the Company will be able to continue as a going concern and that it is appropriate for it to adopt the going concern basis in the preparation of the financial report after consideration of following factors:

- The Company has the ability to repay loan payable amount when its due;
- The Company has the ability to obtain Next Day Refund loan for the next financial year, when required;
- The Company anticipates its revenue to increase from its product and services;
- The Company expects to receive a R&D tax incentive related to its R&D activities for the year ended 31 December 2023 upon lodgement of its claim;
- The Company has the ability to issue additional equity securities under the Corporations Act 2001 to raise further working capital; and
- The Company has the ability to curtail administrative, discretionary research expenses and overhead cash outflows as and when required.

### (c) New or amended Accounting Standards and interpretations adopted

The Group has adopted all of the new or amended Accounting Standards and interpretations issued by the Australian Accounting Standards Board that are mandatory for the current reporting period.

Any new or amended Accounting Standards or Interpretations that are not yet mandatory have not been early adopted.



## NOTES TO THE CONSOLIDATED FINANCIAL STATEMENTS

### 2. REVENUE FROM CONTRACTS WITH CUSTOMERS

Revenue represents the value of professional services provided by the Group measured on a point in time basis.

	CONSOLIDATED	
	30 June 2024 (\$)	30 June 2023 (\$)
Revenue from professional services		
- Tax Return Service	916,152	708,935
- Lending Services	71,202	24,493
- Other services	53,561	9,989
	<b>1,040,915</b>	<b>743,417</b>
Revenue recognised at a point in time	1,040,915	743,417
Revenue recognised over time	-	-
	<b>1,040,915</b>	<b>743,417</b>

No single customer contributed 10% or more to the Group's external revenue during the year ended 30 June 2024 and 30 June 2023.

### 3. SHARE BASED PAYMENTS EXPENSE

The primary purpose of share-based payments is to remunerate Directors, other Key Management Personnel and Service providers for the services rendered to the Group.

	CONSOLIDATED	
	30 June 2024 (\$)	30 June 2023 (\$)
Options issued to directors	-	71,169
Performance rights issued to directors <sup>1</sup>	49,257	37,840
Performance rights issued to company secretary <sup>1</sup>	547	-
Performance rights issued to employees <sup>2</sup>	3,623	-
	<b>53,427</b>	<b>109,009</b>

## NOTES TO THE CONSOLIDATED FINANCIAL STATEMENTS

### <sup>1</sup> Performance Right issued to directors and company secretary

During the half year, the Company has granted 27,000,000 performance rights to the Directors and 300,000 performance rights to the company secretary.

The vesting conditions for each tranche of Performance Rights is as follows:

- (i) Class A Performance Rights: The company achieving minimum revenue for the financial year ending 31 December 2024 of:
  - (a) \$7 million, in which case 100% of the Incentive Performance Rights will be eligible to vest; or
  - (b) \$6 million, in which case 80% of the Incentive Performance Rights will be eligible to vest.
 Retention conditions: Holder remaining an officer of the company until 30 November 2025
- (ii) Class B Performance Rights: The company achieving minimum revenue for the financial year ending 31 December 2025 of:
  - (a) \$10 million, in which case 100% of the Incentive Performance Rights will be eligible to vest; or
  - (b) \$8 million, in which case 80% of the Incentive Performance Rights will be eligible to vest.
 Retention conditions: Holder remaining an officer of the company until 30 November 2026
- (iii) Class C Performance Rights: The weighted average price (**VWAP**) of the shares remain at or above \$0.035 per share for a period of 20 consecutive trading days on which the shares have actually traded.  
Retention conditions: Holder remaining an officer of the company until 30 November 2026.
- (iv) Class D Performance Rights: The Company launching a superannuation product on the One Click Life fintech platform and achieving first revenues from the commercialisation of the superannuation product by 31 December 2025.

The allocation of Performance Rights to directors as follows:

- (i) 3,000,000 Performance Rights to Russell Baskerville
- (ii) 3,000,000 Performance Rights to Winton Willesee
- (iii) 10,500,000 Performance Rights to Mark Waller
- (iv) 10,500,000 Performance Rights to Nathan Kerr

The allocation of Performance Rights to Company Secretary as follows:

- 300,000 Performance Rights to Erlyn Dawson

The assessed fair value of Performance Rights Class A, Class B and Class D was determined using the following inputs:

	Class A	Class B	Class D
Number of performance rights (Directors)	10,800,000	5,400,000	5,400,000
Number of performance rights (Company Secretary)	120,000	60,000	60,000
Value per performance right	\$0.008	\$0.008	\$0.008
Grant date	23/05/2024	23/05/2024	23/05/2024
Vesting date	30/11/2025	30/11/2026	-
Expiry date	30/11/2027	30/11/2028	30/11/2028
Total value of performance rights	\$87,360	\$43,680	\$43,680
Expensed in the half-year ended 30 June 2024 (Directors)	\$3,932	\$1,096	\$43,200
Expensed in the half-year ended 30 June 2024 (Company Secretary)	\$44	\$13	\$480

## NOTES TO THE CONSOLIDATED FINANCIAL STATEMENTS

The assessed fair value of Performance Rights Class C was determined using the Parisian Barrier & Barrier 1 option valuation model the following inputs:

	Class C
Number of performance rights (Directors)	5,400,000
Number of performance rights (Company Secretary)	60,000
Grant date	23/05/2024
Grant date share price	\$0.008
Exercise price	\$nil
Vesting date	30/11/2026
Expiry date	30/11/2028
Risk free rate	3.96%
Expected future volatility	75%
Value per performance right	\$0.045
Total value of performance rights	\$24,570
Expensed in the half-year ended 30 June 2024 (Directors)	\$1,028
Expensed in the half-year ended 30 June 2024 (Company Secretary)	\$11

### <sup>2</sup>Performance Right issued to Employees

During the half year, the Company has granted 17,625,000 performance rights to the employees under Employee Incentive Securities Plan.

The vesting conditions for each tranche of Performance Rights is as follows:

- (v) Tranche 1 Performance Rights: The company achieving minimum revenue for the financial year ending 31 December 2024 of:
  - (c) \$7 million, in which case 100% of the Incentive Performance Rights will be eligible to vest; or
  - (d) \$6 million, in which case 80% of the Incentive Performance Rights will be eligible to vest.Retention conditions: Holder remaining an officer of the company until 30 November 2025
  
- (vi) Tranche 2 Performance Rights: The company achieving minimum revenue for the financial year ending 31 December 2025 of:
  - (e) \$10 million, in which case 100% of the Incentive Performance Rights will be eligible to vest; or
  - (f) \$8 million, in which case 80% of the Incentive Performance Rights will be eligible to vest.Retention conditions: Holder remaining an officer of the company until 30 November 2026
  
- (vii) Tranche 3 Performance Rights: Discretionary Award for Individual Performance. The Board shall apply its discretion to determine the portion of Performance Rights that are eligible to vest based on employee individual performance to 31 December 2024.

## NOTES TO THE CONSOLIDATED FINANCIAL STATEMENTS

The assessed fair value of these Performance Rights was determined using the following inputs:

Input	Tranche 1	Tranche 2	Tranche 3	Total
Number of performance rights	8,812,500	4,406,250	4,406,250	17,625,000
Value per performance right	\$0.009	\$0.009	\$0.009	
Grant date	11/06/2024	11/06/2024	11/06/2024	
Vesting date	30/11/2025	30/11/2026	30/11/2025	
Expiry date	11/06/2027	11/06/2027	11/06/2027	
Expensed in the half-year ended 30 June 2024	\$1,916	\$527	\$1,179	\$3,623

#### 4. CASH AND CASH EQUIVALENTS

Cash and cash equivalents included in the Consolidated Statement of Cash Flows comprise the following Consolidated Statement of Financial Position amounts:

	CONSOLIDATED	
	30 June 2024 (\$)	31 December 2023 (\$)
Cash at bank and on hand	2,658,166	1,091,263
Term deposit	5,000	5,000
<b>Total cash and cash equivalents</b>	<b>2,663,166</b>	<b>1,096,263</b>

#### 5. TRADE AND OTHER RECEIVABLES

	CONSOLIDATED	
	30 June 2024 (\$)	31 December 2023 (\$)
Trade receivables	1,631,178	1,122,403
Allowance for credit losses	(535,685)	(469,795)
R&D tax refund	382,796	182,473
GST receivable	(18,174)	26,495
Other receivable	794,221	108,193
	<b>2,254,336</b>	<b>969,769</b>

## NOTES TO THE CONSOLIDATED FINANCIAL STATEMENTS

### 6. INTANGIBLE ASSETS

	CONSOLIDATED	
	30 June 2024 (\$)	31 December 2023 (\$)
Software assets – at cost	3,122,138	2,988,819
Less: Accumulated amortization	(2,632,991)	(2,564,271)
	<u>489,147</u>	<u>424,548</u>

#### Reconciliations

Reconciliations of the carrying amount at the beginning and end of the current financial half-year are set out below:

	(\$)
Balance at 1 January 2024	424,548
Addition	333,642
R&D refund	(200,323)
Amortisation expense	(68,720)
<b>Balance at 30 June 2024</b>	<b><u>489,147</u></b>

### 7. LOAN PAYABLES

	CONSOLIDATED	
	30 June 2024 (\$)	31 December 2023 (\$)
Next Day Refund loan (a)	3,305,000	-
Other loan (b)	300,000	-
<b>Total loan payables</b>	<b><u>3,605,000</u></b>	<b><u>-</u></b>

#### (a) Next Day Refund loan

In June 2024, Mobile Business Devices Pty Ltd (MBD), a subsidiary of the Company has entered into loan notes subscription agreement with diverse investors in order to secure funding for the Next Day Refund product. The contractual maturity date for these notes is set at 60 days following the subscription date (subject to the option for MDB to elect to extend the maturity date by 30 days), carrying an annual interest rate of 12%.

#### (b) Other loan

Other loan bears fixed interest rate of 16% per annum with a repayment date of 30 September 2024.

## NOTES TO THE CONSOLIDATED FINANCIAL STATEMENTS

### 8. EMPLOYEE BENEFITS

	CONSOLIDATED	
	30 June 2024 (\$)	31 December 2023 (\$)
<b>Current</b>		
Annual leave	161,234	141,682
Long service leave	106,640	90,741
<b>Total employee benefits</b>	<b>267,874</b>	<b>232,423</b>

### 9. FINANCIAL LIABILITIES

	CONSOLIDATED	
	30 June 2024 (\$)	31 December 2023 (\$)
<b>Current</b>		
Related party loans	174,050	174,050
<b>Total financial liabilities</b>	<b>174,050</b>	<b>174,050</b>

The related party loans from the Directors have no fixed terms and a fixed interest rate of 8% per annum (31 December 2023: 8% per annum). Principal amount is \$174,050 (2023: \$174,050) from Mark Waller.

### 10. CONTRIBUTED EQUITY

	30 June 2024 (Shares)	31 December 2023 (Shares)	30 June 2024 (\$)	31 December 2023 (\$)
Ordinary Shares	774,793,478	759,793,478	12,952,198	12,817,198
<b>Total Share Capital</b>	<b>774,793,478</b>	<b>759,793,478</b>	<b>12,952,198</b>	<b>12,817,198</b>

#### *Movements of share capital during the half year*

Date	Details	No of shares	Issue price (\$)	\$
	<b>Opening Balance at 1 January 2024</b>	<b>759,793,478</b>		<b>12,817,198</b>
21/06/2024	Shares issues to service provider	15,000,000	\$0.009	135,000
	<b>Closing Balance at 30 June 2024</b>	<b>774,793,478</b>		<b>12,952,198</b>

#### *Dividends*

There were no dividends proposed or paid during the half year (2023: \$nil).

## NOTES TO THE CONSOLIDATED FINANCIAL STATEMENTS

### 11. RESERVES

	30 June 2024 (\$)	31 December 2023 (\$)
Options reserve	347,823	347,823
Performance rights reserve (a)	1,291,267	1,237,840
	<b>1,639,090</b>	<b>1,585,663</b>

#### (a) Movements in performance rights reserve

	No. of Performance Rights	\$
<b>Balance as at 1 January 2024</b>	<b>67,999,998</b>	<b>1,237,840</b>
Performance rights issued to employee	17,625,000	3,623
Performance rights issued to director and company secretary	27,300,000	49,804
<b>Balance as at 30 June 2024</b>	<b>112,924,998</b>	<b>1,291,267</b>

### 12. MATTERS SUBSEQUENT TO THE END OF THE PERIOD

Mobile Business Devices Pty Ltd (MBD), a subsidiary of the Company has entered into loan notes subscription agreements with diverse investors in order to secure funding for the Next Day Refund product. In July 2024, additional loan notes subscription agreements were entered with total amount of \$995,000. Refer to Note 7 for maturity date and annual interest rate.

No other matter or circumstances have arisen since the half-year ended 30 June 2024 that has significantly affected, or may significantly affect the Group's operations, the results of those operations, or the Group's state of affairs in future financial years.

### 13. COMMITMENTS

The Group has no commitments not recognised as liabilities as at 30 June 2024 (2023: \$nil).

### 14. LOSS PER SHARE

	CONSOLIDATED	
	30 June 2024	30 June 2023
Basic loss per share (cents per share)	0.16	0.22
<b>Loss used in the calculation of Earnings Loss Per Share</b>	<b>1,232,336</b>	<b>1,517,935</b>
Weighted average number of ordinary shares	760,535,236	685,903,411

Effect of dilutive securities: Share options are not considered dilutive as the conversion of options to ordinary shares will result in a decrease in the net loss per share.

## NOTES TO THE CONSOLIDATED FINANCIAL STATEMENTS

### 15. FAIR VALUES OF FINANCIAL ASSETS AND LIABILITIES

At 30 June 2024 and 31 December 2023, the carrying amounts of financial assets and financial liabilities classified with current assets and current liabilities respectively approximated their fair values due to the short-term maturities of these assets and liabilities. The fair values of non-current financial assets and non-current financial liabilities are not materially different from their carrying amounts.

### 16. RELATED PARTY TRANSACTIONS

	CONSOLIDATED	
	30 June 2024 (\$)	31 December 2023 (\$)
Loan from director, Mark Waller (Note 9)	174,050	174,050
Next Day Refund loan from Solid Swell Investments Pty Ltd (a related party of director, Mark Waller)	200,000	-
<b>Total</b>	<b>374,050</b>	<b>174,050</b>

Transactions between related parties are on normal commercial terms and conditions no more favourable than those available to other parties unless otherwise stated.

### 17. CONTINGENT LIABILITIES

The Board is not aware of any circumstances or information, which leads them to believe there are any material contingent liabilities outstanding as at 30 June 2024 (2023: \$nil).



## DIRECTORS' DECLARATION

In the opinion of the Directors of One Click Group Limited (**Group**):

- (a) the attached financial statements and notes comply with the Corporations Act 2001, Australian Accounting Standard AASB 134 'Interim Financial Reporting', the Corporations Regulations 2001 and other mandatory professional reporting requirements;
- (b) the attached financial statements and notes give a true and fair view of the Group's financial position as at 30 June 2024 and of its performance for the financial half-year ended on that date; and
- (c) there are reasonable grounds to believe that the Group will be able to pay its debts as and when they become due and payable.

Signed in accordance with a resolution of the Directors made pursuant to section 303(5)(a) of the Corporations Act 2001.



**Mark Waller**

**Managing Director**

**Dated at Perth, Western Australia, 29 August 2024**

## INDEPENDENT AUDITOR'S REVIEW REPORT TO THE MEMBERS OF ONE CLICK GROUP LIMITED

### Report on the Half-Year Financial Report

#### Conclusion

We have reviewed the accompanying half-year financial report of One Click Group Limited (Company) and its subsidiaries (consolidated entity) which comprises the consolidated statement of financial position as at 30 June 2024, the consolidated statement of profit or loss and other comprehensive income, consolidated statement of changes in equity and consolidated statement of cash flows for the half-year ended on that date, selected explanatory notes and the directors' declaration.

Based on our review, which is not an audit, we have not become aware of any matter that makes us believe that the half-year financial report of One Click Group Limited is not in accordance with the *Corporations Act 2001* including:

- (a) giving a true and fair view of the consolidated entity's financial position as at 30 June 2024 and of its performance for the half-year ended on that date; and
- (b) complying with Accounting Standard AASB 134 *Interim Financial Reporting* and *Corporations Regulations 2001*.

#### Basis for Conclusion

We conducted our review in accordance with ASRE 2410 Review of a Financial Report Performed by the Independent Auditor of the Entity. Our responsibilities are further described in the Auditor's Responsibilities for the Review of the Financial Report section of our report. We are independent of the consolidated entity in accordance with the auditor independence requirements of the *Corporations Act 2001* and the ethical requirements of the Accounting Professional and Ethical Standards Board's APES 110 Code of Ethics for Professional Accountants (including Independence Standards) (the Code) that are relevant to our audit of the annual financial report in Australia. We have also fulfilled our other ethical responsibilities in accordance with the Code.

We confirm that the independence declaration required by the *Corporations Act 2001*, which has been given to the directors of One Click Group Limited, would be in the same terms if given to the directors as at the time of this auditor's review report.

### *Directors' Responsibility for the Half-Year Financial Report*

The directors of One Click Group Limited are responsible for the preparation of the half-year financial report that gives a true and fair view in accordance with Australian Accounting Standards and the *Corporations Act 2001* and for such internal control as the directors determine is necessary to enable the preparation of the half-year financial report that is free from material misstatement, whether due to fraud or error.


### *Auditor's Responsibility for the Review of the Financial Report*

Our responsibility is to express a conclusion on the half-year financial report based on our review. We conducted our review in accordance with Auditing Standard on Review Engagements ASRE 2410 *Review of a Financial Report Performed by the Independent Auditor of the Entity*, in order to state whether, on the basis of the procedures described, we have become aware of any matter that makes us believe that the half-year financial report is not in accordance with the *Corporations Act 2001* including: giving a true and fair view of the consolidated entity's financial position as at 30 June 2024 and its performance for the half-year ended on that date; and complying with Accounting Standard AASB 134 *Interim Financial Reporting* and the *Corporations Regulations 2001*.

A review of a half-year financial report consists of making enquiries, primarily of persons responsible for financial and accounting matters, and applying analytical and other review procedures. A review is substantially less in scope than an audit conducted in accordance with Australian Auditing Standards and consequently does not enable us to obtain assurance that we would become aware of all significant matters that might be identified in an audit. Accordingly, we do not express an audit opinion.

A handwritten signature of 'RSM' in blue ink.

RSM AUSTRALIA

A handwritten signature in blue ink, appearing to read 'Tutu Phong'.

TUTU PHONG  
Partner

Perth, WA  
Dated: 29 August 2024

